
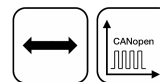


**NOVOSTRICTIVE
Transducer
Touchless**

TM1
Screw flange
CANopen
Industrial



Special Features

- Compact design for tight spaces
- Touchless magnetostrictive measurement technology
- Operating pressure up to 350 bar, peaks up to 450 bar
- Non-contacting position detection with ring-shaped position marker
- Unlimited mechanical life
- No velocity limit for position marker
- Absolute output
- Outstanding accuracy performance up to 0.04 %
- Wide range of supply voltage
- Optimized for use in industrial applications
- Other configurations see separate data sheets

Applications

- Manufacturing Engineering
- Level measurement
- Actuators

The absolute linear transducer TM1 enables a compact and cost-effective position measurement. It consists of a stainless steel flange welded to a pressure-resistant rod and can therefore be used under harsh environmental conditions. The magnetostrictive measuring technology offers excellent accuracy for measuring lengths up to 2000 mm. The passive ring-shaped position marker allows a mechanically decoupled measurement.

Description

Material	Flange: SS 1.4307 / AISI 304L
	Flange cover: AISiMgBi
	Rod: SS 1.4571 / AISI 316Ti
	Sealing: O-ring NBR 90 SH A
Mounting	Screwed via thread M18x1.5
Electrical connection	Connector M12x1, A-coded

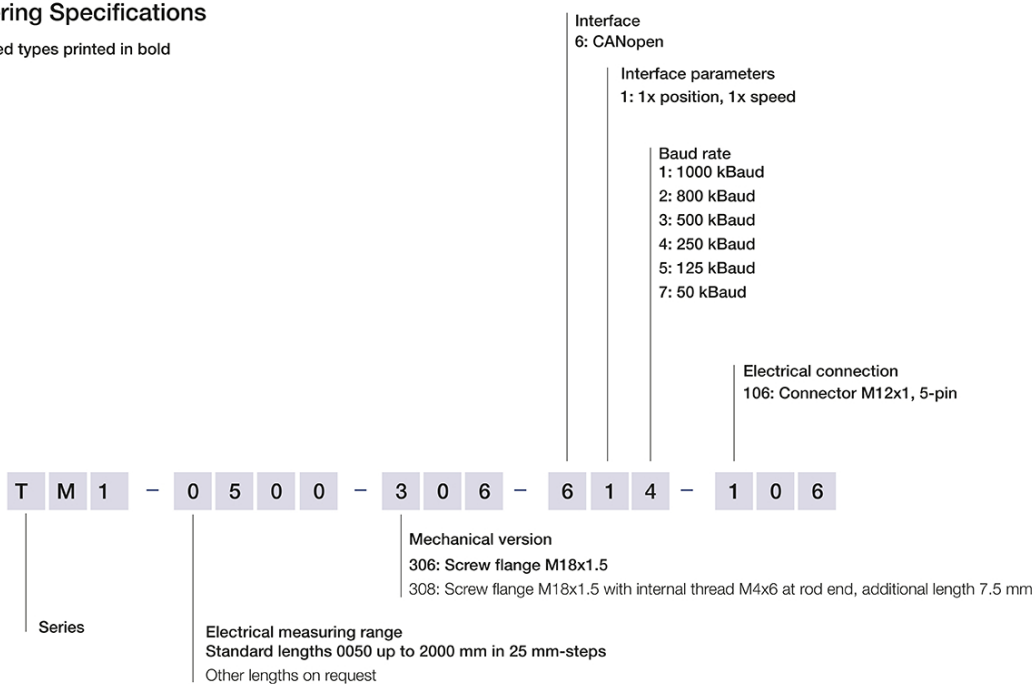
Mechanical Data

Dimensions	See dimension drawing
------------	-----------------------

Ordering Specifications

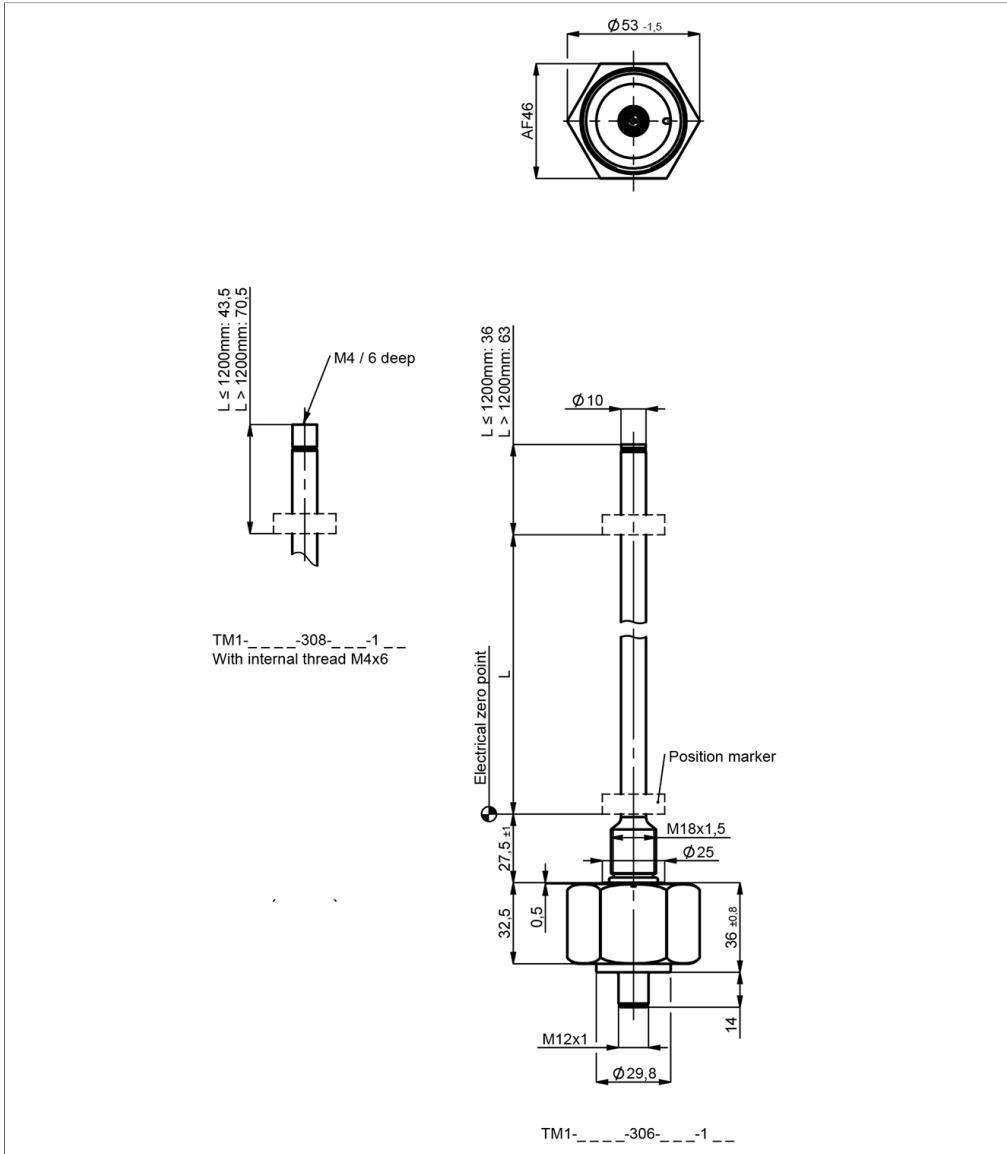
Ordering Specifications

Preferred types printed in bold



Drawing

CAD data see
www.novotechnik.de/en/download/cad-data/



Technical Data

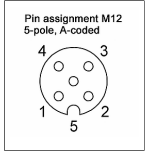


Type	TM1-____-306-6_ _-106 CANopen
Measured variables	Position, speed and temperature
Electrical measuring range (dim. L)	0 ... 50 mm up to 0 ... 2000 mm
Measuring range speed	25 ... 1000 mm/s
Protocol	CANopen protocol to CiA DS-301 V4.2.0, Device profile DS-406 V3.2 Encoder Class C2, LSS services to CiA DS-305 V1.1.2
Programmable parameters	Position, speed, cams, working areas, temperature, node ID, baud rate
Node ID	1 ... 127 (default 127)
Baud rate	50 ... 1000 kBaud
Update rate (output)	1 kHz (internal measuring rate 0.5 kHz)
Resolution	≤ 0.1 mm
Resolution speed	2 mm/s
Absolute linearity	≤ ±0.04 %FS (min. 300 μm)
Tolerance of electr. zero point	±1 mm
Repeatability	≤ ±0.1 mm
Hysteresis	≤ ±0.1 mm
Temperature error	≤ ±15 ppm/K (min. 0.01 mm/K)
Supply voltage Ub	12/24 VDC (8 ... 34 VDC)
Supply voltage ripple	≤ 10% Ub
Power drain w/o load	< 1.5 W
Overvoltage protection	40 VDC (6 s)
Polarity protection	yes (supply lines and outputs)
Short circuit protection	yes (all outputs vs. GND and supply voltage)
Insulation resistance (500 VDC)	≥ 10 MΩ
Bus termination internal	w/o (internal load resistance 120 Ω on request)
Environmental Data	
Max. operational speed	Mechanically unlimited
Vibration IEC 60068-2-6	20 g, 10 ... 2000 Hz, Amax = 0.75 mm
Shock IEC 60068-2-27	100 g, 11 ms (single hit)
Protection class DIN EN 60529	IP67
Operating temperature	-40 ... +105°C
Operating humidity	0 ... 95 % R.H. (no condensation)
Working pressure	≤ 350 bar
Pressure peaks	≤ 450 bar
Burst pressure	> 700 bar
Life	Mechanically unlimited
Functional safety	If you need assistance in using our products in safety-related systems, please contact us
MTTF (IEC 60050)	391 years
Traceability	Serial number on type labeling: production batch of the sensor assembly and relevant sensor components
EMC Compatibility	
EN 61000-4-2 ESD (contact/air discharge)	4 kV, 8 kV
EN 61000-4-3 Electromagnetic fields (RFI)	10 V/m
EN 61000-4-4 Fast transients (burst)	1 kV
EN 61000-4-6 Cond. disturbances (HF fields)	10 V eff.
EN 55016-2-3 Radiated disturbances	Industrial and residential area

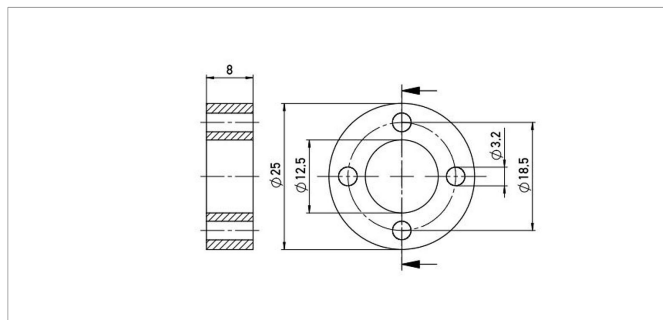

FS = Full scale: Signal span according to electrical measuring range

Connection Assignment

Signal	Connector code 106
Supply voltage Ub	Pin 2
GND	Pin 3
CAN_H	Pin 4
CAN_L	Pin 5
Do not connect	Pin 1
	Connect cable shielding to protection earth



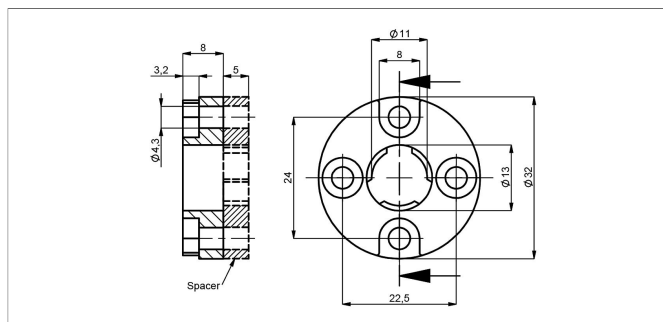

Position Markers



Z-TH1-P18

Ring position marker for fixation with screws M3
 Material PA6-GF
 Weight approx. 12 g
 Operating temp. -40 ... +100°C
 Surface pressure max. 40 N/mm²
 Fastening torque max. 100 Ncm
 of mounting

P/N	Pack. unit [pcs]
400005697	1

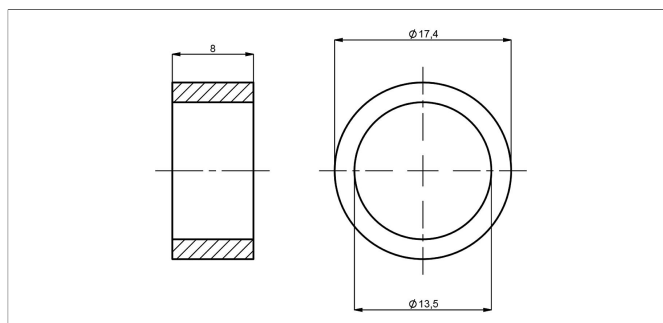



Z-TH1-P19

Z-TH1-PD19 With spacer

Ring position marker for fixation with screws M4, optionally with or without spacer
 Material PA6-GF, Spacer: POM-GF
 Weight approx. 14 g
 Operating temp. -40 ... +100°C
 Surface pressure max. 40 N/mm²
 Fastening torque max. 100 Ncm

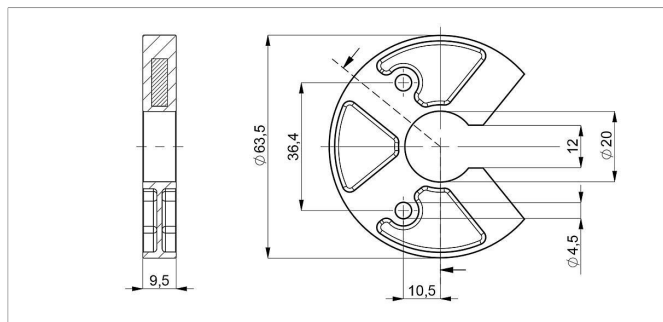

P/N	Spacer	Pack. unit [pcs]
400005698	-	1
400107117	incl.	1



Z-TH1-P30

Ring position marker for mounting via lock washer and retaining ring
 Material NdFeB bonded (EP)
 Weight approx. 5 g
 Operating temp. -40 ... +100°C
 Surface pressure max. 10 N/mm²

P/N	Pack. unit [pcs]
400106139	1



Z-TH1-P25

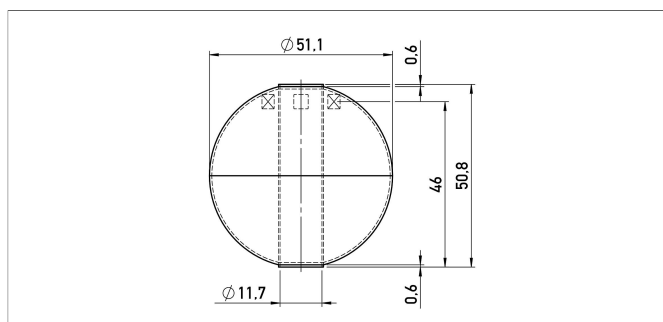
U-shaped position marker for fixation with M4 screws

Caution: for dimension of electrical zero point please follow the user manual!

Material PA6-GF
 Operating temp. -40 ... +105°C
 Surface pressure max. 40 N/mm²
 Fastening torque max. 100 Ncm
 of mounting

P/N	Pack. unit [pcs]
400105076	1

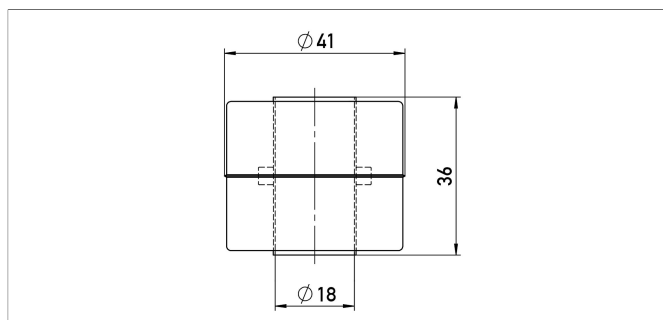
Position Markers



Z-TH1-P32

Ball-type floating position marker
Material SS 1.4571 / AISI 316Ti
Weight approx. 42 g
Operating temp. -40 ... +100°C
Compression strength ≤ 40 bar
Density 720 kg/m³
Immersion depth in water 36.7 mm

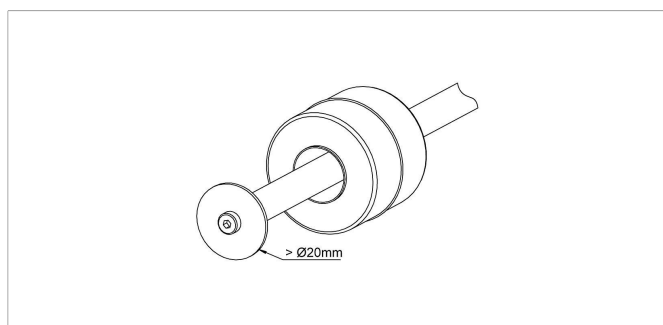
P/N	Pack. unit [pcs]
400105703	1



Z-TH1-P21

Cylinder floating position marker
Material SS 1.4404 / AISI 316L
Weight approx. 20 g
Operating temp. -40 ... +100°C
Compression strength ≤ 8 bar
Density 740 kg/m³
Immersion depth in water approx. 26.6 mm

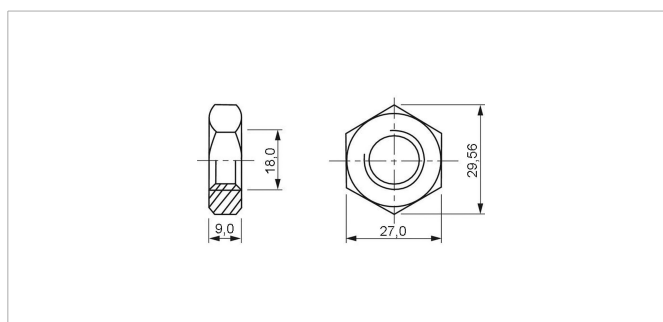
P/N	Pack. unit [pcs]
400056044	1



Floating Position Marker - Installation Recommendation

When using floating position markers, we recommend to secure the marker against loss with a washer at the rod end.

For this purpose, a sensor version with inner thread at the rod end is required (s. ordering code).

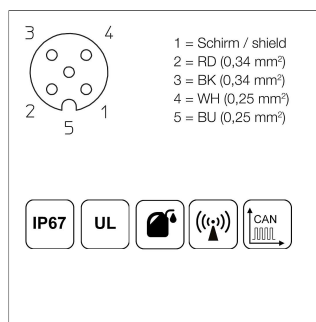
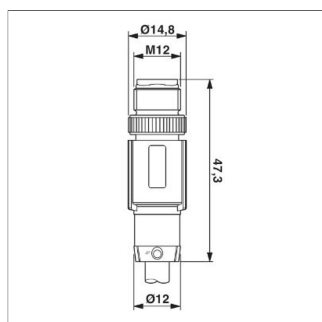


Z-TH1-M01

Lock nut ISO 8675, M18x1.5-A2

P/N	Pack. unit [pcs]
400056090	1

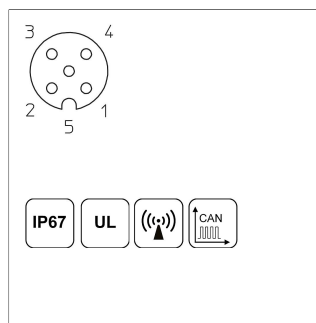
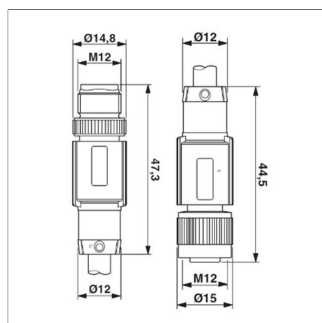
Connector System M12



EEM-33-49/50/51

M12x1 Mating female connector, 5-pin, straight, A-coded, with molded cable, IP67, shielded (shield on knurl), open ended

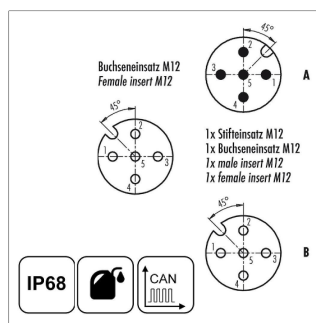
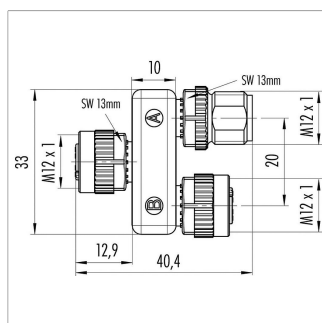
Plug housing	TPU
Cable sheath	PUR, Ø = 6.7 mm, -25 ... +90°C (socket) -20 ... +80°C (cable)
Lead wires	PE, 2x0.25 mm ² +2x0.34 mm ²
P/N	Type Length
400106368	EEM-33-49 2 m
400106371	EEM-33-50 5 m
400106372	EEM-33-51 10 m



EEM-33-52

M12x1 Mating female/male connector, 5-pin, straight, A-coded, with molded cable, IP67, shielded (shield on knurl), CAN-Bus

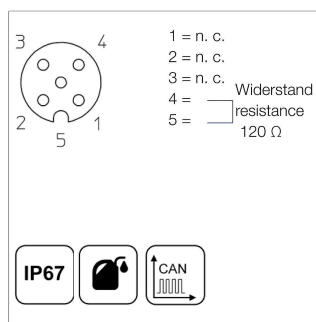
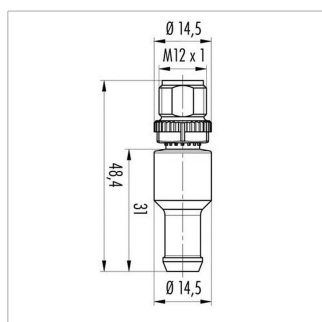
Plug housing	PUR
Cable sheath	PUR, Ø = 6.7 mm, -25 ... +90°C (plug/socket) -20 ... +80°C (cable)
Lead wires	PE, 2x0.25 mm ² +2x0.34 mm ²
P/N	Type Length
400106373	EEM-33-52 5 m



EEM-33-45

M12x1 splitter / T-connector, 5-pin, A-coded, IP68, 1:1 connection, female - male - female, CAN-Bus

Plug housing	PUR, -25 ... +85°C
P/N	Type
400056145	EEM-33-45



EEM-33-47

M12x1 terminating resistor, 5-pin, A-coded, IP67, 120 Ω resistance, CAN-Bus

Plug housing	PUR, -25 ... +85°C
P/N	Type
400056147	EEM-33-47

IP67 Protection class IP67 DIN EN 60529

IP68 Protection class IP68 DIN EN 60529

Very good Electromagnetic Compatibility (EMC) and shield systems

Very good resistance to oils, coolants and lubricants

Suited for applications in dragchains

UL UL - approved

CAN-Bus

Novotechnik U.S., Inc.
155 Northboro Road

Southborough, MA 01772
Phone 508 485 2244
Fax 508 485 2430
info@novotechnik.com
www.novotechnik.com



© Jul 18, 2022

The specifications contained in our datasheets are intended solely for informational purposes. The documented specification values are based on ideal operational and environmental conditions and can vary significantly depending on the actual customer application. Using our products at or close to one or more of the specified performance ranges can lead to limitations regarding other performance parameters. It is therefore necessary that the end user verifies relevant performance parameters in the intended application. We reserve the right to change product specifications without notice.