


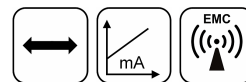
**NOVOSTRICTIVE
Transducer
Touchless**

TM1

Screw flange

4 ... 20 mA

Mobile Applications



Special Features

- For integration in pneumatic and hydraulic cylinders
- Touchless magnetostrictive measurement technology
- Operating pressure up to 350 bar, peaks up to 450 bar
- Ring-shaped position marker does not contact sensor
- Unlimited mechanical life
- No velocity limit for position marker
- Absolute output
- Outstanding accuracy performance up to 0.04 %
- Wide range of supply voltage
- Optimized for use in mobile applications with highest EMC requirements such as ISO pulses and high interferences to ISO 11452, exceeds E1 requirements
- Other configurations see separate data sheets

Applications

Hydraulic or pneumatic cylinders in

- Agricultural and forestry machinery
- Construction machines
- Vehicles with loading and unloading devices
- Vehicles with extension arms

The absolute position transducer can be used directly in-cylinder and thus enables a compact and cost-effective position measurement. The sensor consists of a stainless steel flange welded to a pressure tight rod and can therefore be used in harsh environments.

The magnetostrictive measuring technology offers excellent accuracy for measuring lengths up to 2000 mm.

The passive ring-shaped position marker allows a mechanically decoupled measurement.

Description

Material	Flange: SS 1.4307 / AISI 304L Flange cover: AISiMgBi Rod: SS 1.4571 / AISI 316Ti Sealing: O-ring NBR 90 SH A
Mounting	Screwed into cylinder via bushing M18x1.5 for screw plug hole per ISO 6149
Electrical connection	Cable 3x 0.5 mm ² (AWG 20), PUR, unshielded / Connector M12x1, A-coded

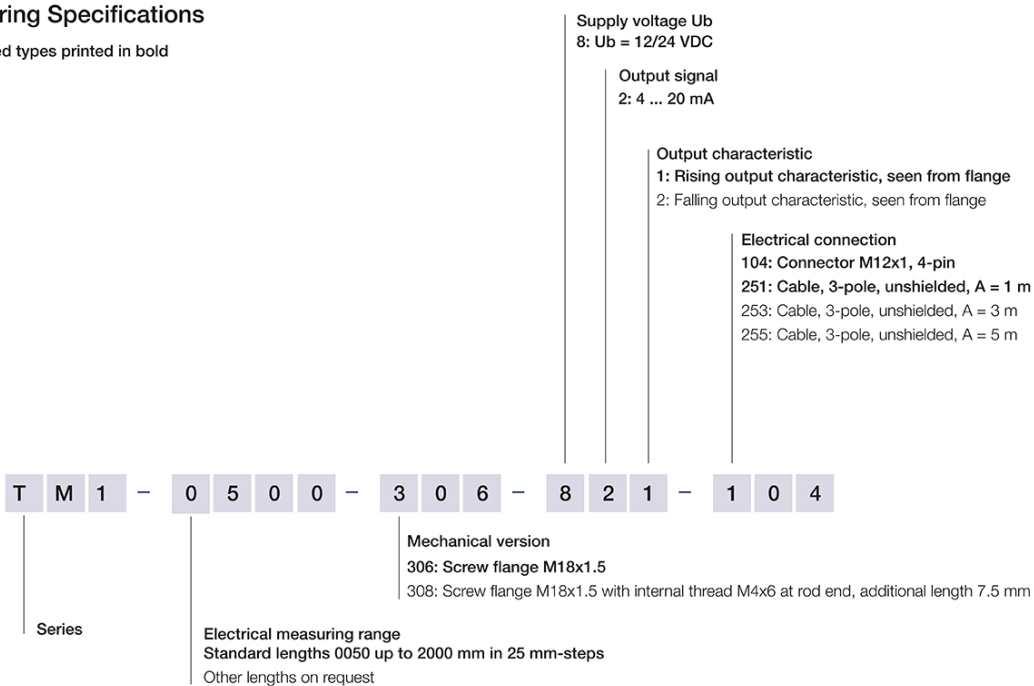
Mechanical Data

Dimensions	See dimension drawing
------------	-----------------------

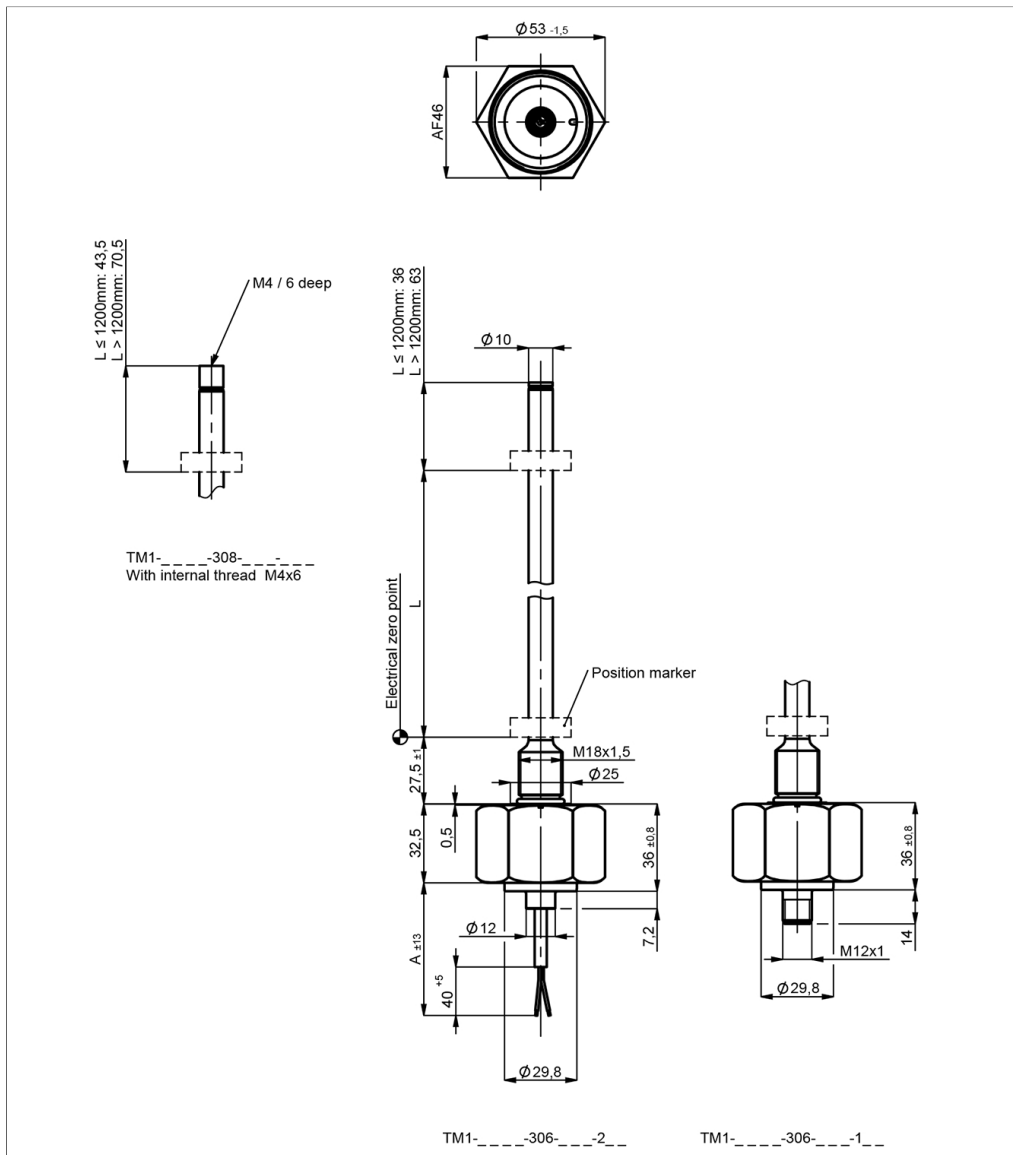
Ordering Specifications

Ordering Specifications

Preferred types printed in bold



Drawing



CAD data see
www.novotechnik.de/en/download/cad-data/

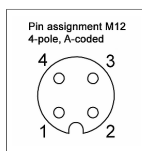
Technical Data

Type	TM1-____-306-82-_-_-
Output signal	4 ... 20 mA
Burden	@Ub 24 V: ≤ 500 Ω, @Ub 12 V: ≤ 250 Ω
Sampling rate / Update rate	0.5 kHz
Electrical measuring range (dim. L)	0 ... 50 mm up to 0 ... 2000 mm
Absolute linearity	≤ ±0.04 %FS (min. 300 μm)
Tolerance of electr. zero point	±1 mm
Resolution	≤ 0.1 mm
Repeatability	≤ ±0.1 mm
Hysteresis	≤ ±0.1 mm
Temperature error	typ. 50 ppm/K (min. 0.01 mm/K)
Supply voltage Ub	12/24 VDC (8 ... 32 VDC)
Supply voltage ripple	≤ 10% Ub
Power drain w/o load	< 1 W
Overvoltage protection	36 VDC (permanent)
Polarity protection	yes (-36 VDC)
Short circuit protection	yes (output vs GND and supply voltage up to 36 VDC)
Insulation resistance (500 VDC)	≥ 10 MΩ
Environmental Data	
Max. operational speed	Mechanically unlimited
Vibration IEC 60068-2-6	20 g, 10 ... 2000 Hz, Amax = 0.75 mm
Shock IEC 60068-2-27	100 g, 11 ms (single hit)
Protection class DIN EN 60529	IP67
Operating temperature	-40 ... +105°C
Operating humidity	0 ... 95 % R.H. (no condensation)
Working pressure	≤ 350 bar
Pressure peaks	≤ 450 bar
Burst pressure	> 700 bar
Life	Mechanically unlimited
Functional safety	If you need assistance in using our products in safety-related systems, please contact us
MTTF (IEC 60050)	355 years
EMC Compatibility	
ISO 10605 ESD (Handling/Component)	8 kV / 15 kV
ISO 11452-2 Radiated HF-fields	100 V/m
ISO 11452-4 BCI (Bulk current injection)	200 mA
CISPR 25 Radiated emission	Level 4
ISO 7637-2 Transient Emissions	Level 1/2
ISO 7637-2 Pulses on supply lines	(1, 2a, 2b, 3a, 3b) Level 4
ISO 7637-3 Pulses on output lines	(3a, 3b) Fast Level 2
ISO 16750 Pulses on supply lines	Starting profile Level 4 @12 V / Level 3 @24 V, Load dump A +200 V
EN 13309 Construction machinery	
ISO 14982 Agricult./forestry machines	
Emission/Immunity	Exceeds E1 requirements The EMC measurements are conducted in a reference cylinder. The EMC properties can deviate when using different cylinders.

FS = Full scale: Signal span according to electrical measuring range

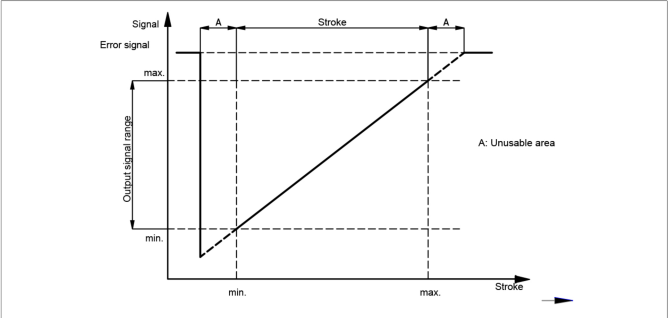
Connection Assignment

Signal	Cable code 2_ _	Connector code 1_ _
Supply voltage Ub	BN	Pin 1
GND	WH	Pin 3
Signal output	GN	Pin 2
Do not connect	-	Pin 4

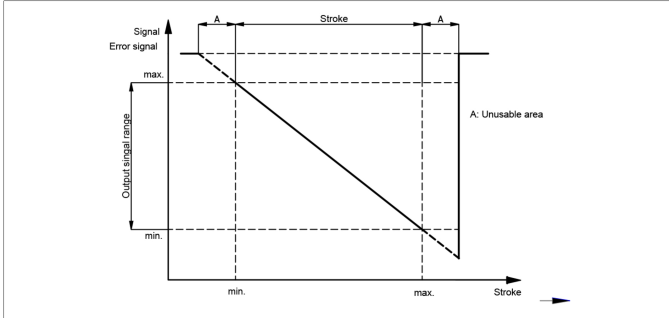


**Technical Data
Output
Characteristics**

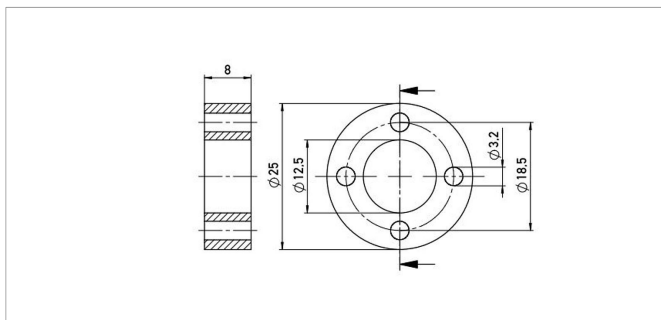
Output characteristic



Output characteristic



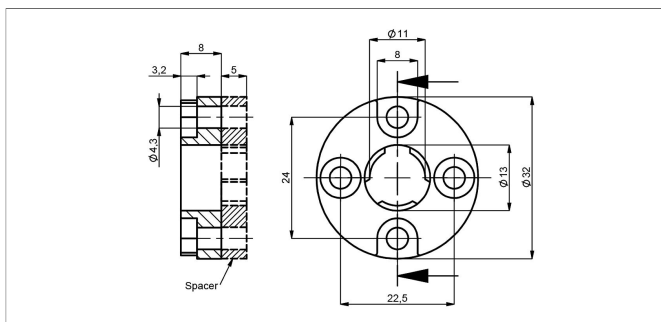
Position Markers



Z-TH1-P18

Ring position marker for fixation with screws M3
 Material PA6-GF
 Weight approx. 12 g
 Operating temp. -40 ... +100°C
 Surface pressure max. 40 N/mm²
 Fastening torque max. 100 Ncm
 of mounting

P/N	Pack. unit [pcs]
400005697	1

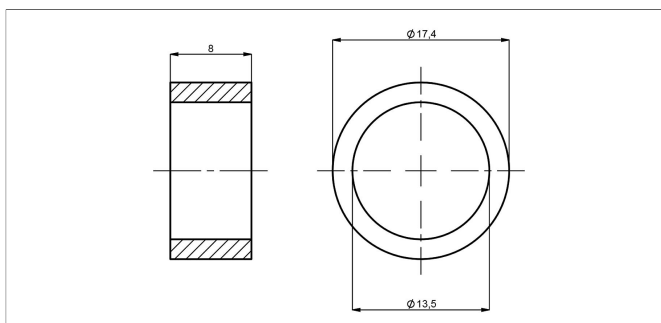



Z-TH1-P19

Z-TH1-PD19 With spacer

Ring position marker for fixation with screws M4, optionally with or without spacer
 Material PA6-GF, Spacer: POM-GF
 Weight approx. 14 g
 Operating temp. -40 ... +100°C
 Surface pressure max. 40 N/mm²
 Fastening torque max. 100 Ncm

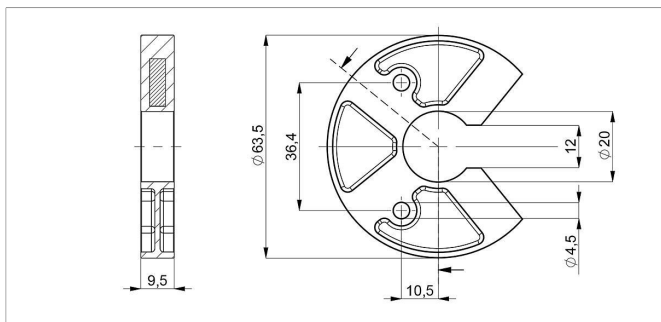
P/N	Spacer	Pack. unit [pcs]
400005698	-	1
400107117	incl.	1



Z-TH1-P30

Ring position marker for mounting via lock washer and retaining ring
 Material NdFeB bonded (EP)
 Weight approx. 5 g
 Operating temp. -40 ... +100°C
 Surface pressure max. 10 N/mm²

P/N	Pack. unit [pcs]
400106139	1



Z-TH1-P25

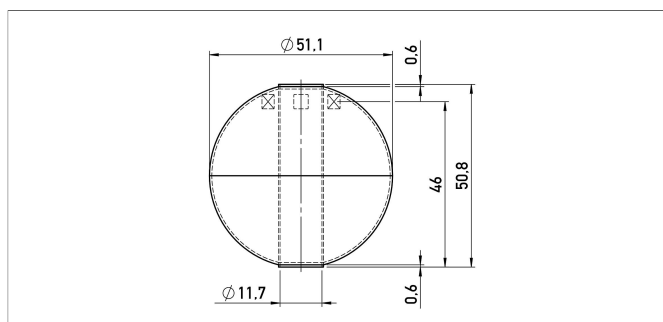
U-shaped position marker for fixation with M4 screws

Caution: for dimension of electrical zero point please follow the user manual!

Material PA6-GF
 Operating temp. -40 ... +105°C
 Surface pressure max. 40 N/mm²
 Fastening torque max. 100 Ncm
 of mounting

P/N	Pack. unit [pcs]
400105076	1

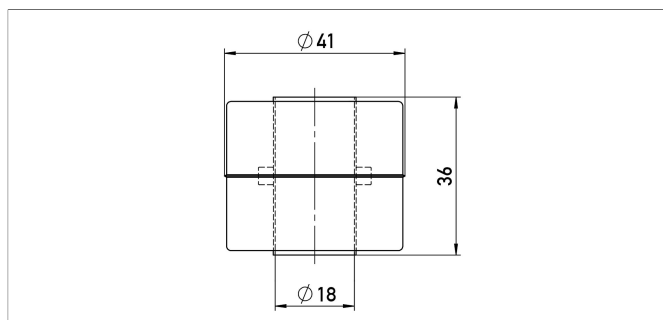
Position Markers



Z-TH1-P32

Ball-type floating position marker
Material SS 1.4571 / AISI 316Ti
Weight approx. 42 g
Operating temp. -40 ... +100°C
Compression strength ≤ 40 bar
Density 720 kg/m³
Immersion depth in water 36.7 mm

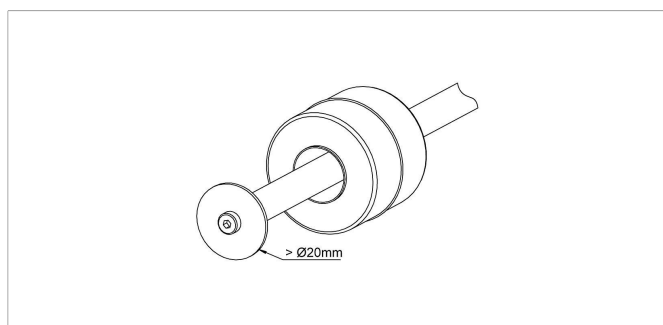
P/N	Pack. unit [pcs]
400105703	1



Z-TH1-P21

Cylinder floating position marker
Material SS 1.4404 / AISI 316L
Weight approx. 20 g
Operating temp. -40 ... +100°C
Compression strength ≤ 8 bar
Density 740 kg/m³
Immersion depth in water approx. 26.6 mm

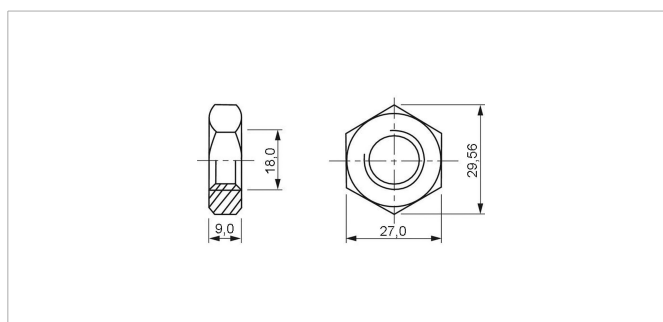
P/N	Pack. unit [pcs]
400056044	1



Floating Position Marker - Installation Recommendation

When using floating position markers, we recommend to secure the marker against loss with a washer at the rod end.

For this purpose, a sensor version with inner thread at the rod end is required (s. ordering code).

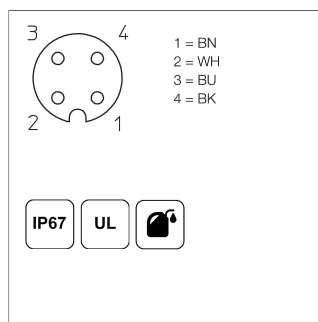
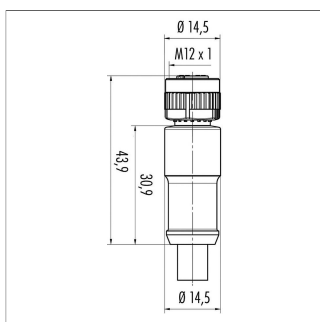


Z-TH1-M01

Lock nut ISO 8675, M18x1.5-A2

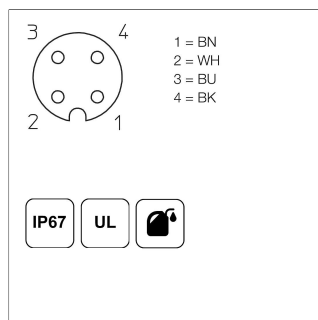
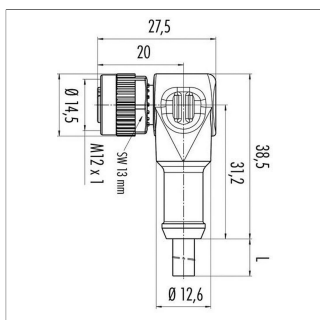
P/N	Pack. unit [pcs]
400056090	1

Connector System M12



EEM-33-35/36/37
M12x1 Mating female connector, 4-pin, straight, A-coded, with molded cable, not shielded, IP67, open ended
Plug housing PA
Cable sheath PUR, \varnothing = max. 6 mm, -40 ... +85°C (fixed)
Lead wires PP, 0.34 mm²

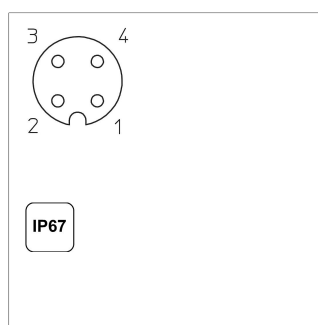
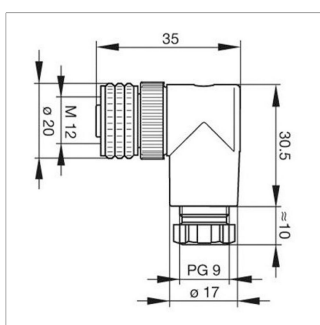
P/N	Type	Length
400056135	EEM-33-35	2 m
400056136	EEM-33-36	5 m
400056137	EEM-33-37	10 m



EEM-33-38/39/40
M12x1 Mating female connector, 4-pin, angled, A-coded, with molded cable, not shielded, IP67, open ended

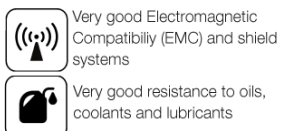
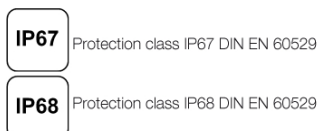
Plug housing PA
Cable sheath PUR, \varnothing = max. 6 mm, -40 ... +85°C (fixed)
Lead wires PP, 0.34 mm²

P/N	Type	Length
400056138	EEM-33-38	2 m
400056139	EEM-33-39	5 m
400056140	EEM-33-40	10 m



EEM-33-89
M12x1 Mating female connector, 4-pin, angled, A-coded, with coupling nut, screw termination, IP67, not shieldable
Operating temp. -25 ... +90°C
Plug housing PBT
For wire gauge 6 ... 8 mm, max. 0.75 mm²

P/N	Type
400005634	EEM-33-89



Novotechnik U.S., Inc.
155 Northboro Road

Southborough, MA 01772
Phone 508 485 2244
Fax 508 485 2430
info@novotechnik.com
www.novotechnik.com



© Jul 20, 2022

The specifications contained in our datasheets are intended solely for informational purposes. The documented specification values are based on ideal operational and environmental conditions and can vary significantly depending on the actual customer application. Using our products at or close to one or more of the specified performance ranges can lead to limitations regarding other performance parameters. It is therefore necessary that the end user verifies relevant performance parameters in the intended application. We reserve the right to change product specifications without notice.